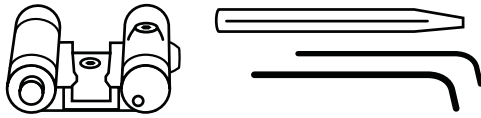




Rear Sight Laser for Ruger® SR9 & SR9 Compact RL-SR

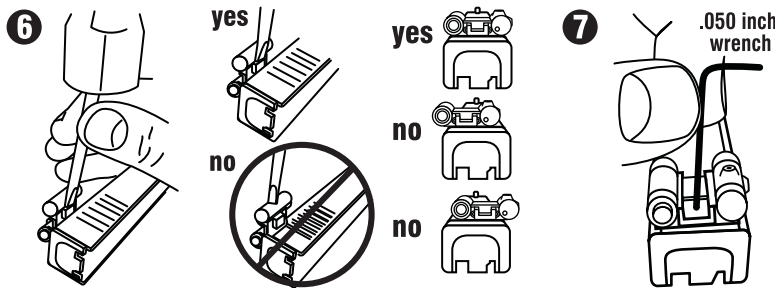
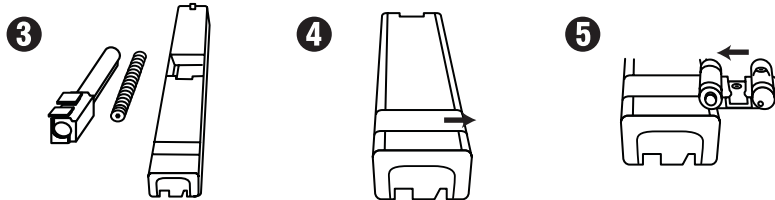


Installation:

- 1 UNLOAD YOUR FIREARM!**
- 2 Attach danger label to slide of gun near laser with arrow pointing toward front sight.**
- 3 Remove slide from frame, then remove spring and barrel.**
- 4 Remove rear sight from slide. Caution: Only move sight from left to right.**
- 5 With laser facing toward the front, start the laser dove tail into the right side of the slide.**
- 6 Using a small hammer, align the brass punch to the side of dovetail then tap the punch until laser is centered in slide.**
- 7 Using the included .050 Allen wrench, tighten locking screw in the center of laser.**

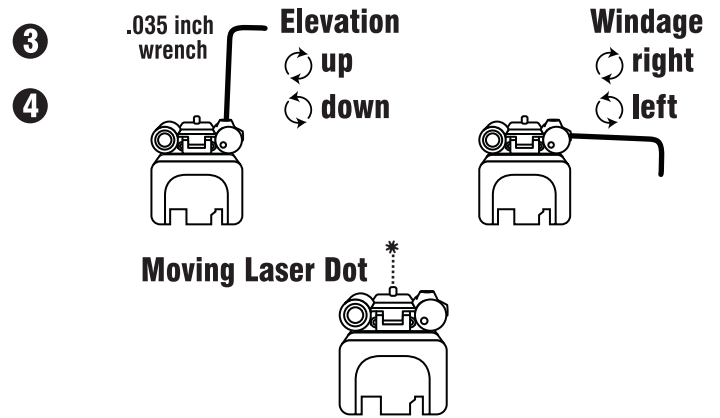
- 1 UNLOAD YOUR FIREARM!**

- 2 Attach danger label to slide of gun near laser with arrow pointing toward front sight.**




Laser Sight In:

- 1 Assemble barrel and spring into slide and then install back onto gun.**
- 2 Make sure your firearm is unloaded and always point in a safe direction.**
- 3 Use the provided .035 Allen wrench to adjust the sight.**
- 4 Always end adjustments on a clockwise turn.**
- 5 Make final adjustments at shooting range.**



Activation:

- 1 Push button once and the laser will be on constant mode.**
- 2 Push button twice and the laser will be on pulse mode.**
- 3 Push button three times the laser will turn off.**
- 4 The small L.E.D. on the back will indicate what mode you are in.**



Battery Installation: (4) 377

- 1 Unscrew battery cap and remove batteries.**
- 2 Install new batteries.**
- 3 Screw in battery cap and tighten.**



Uninstall:

- 1 Follow steps 1-3 in Installation Instructions.**
- 2 Back out setscrew in center of Laser.**
- 3 Using brass punch put the narrow end of the punch on the flat surface of the laser dove tail.**
- 4 Using a small hammer drive the laser out from right to left.**
- 5 Back out laser setscrews until flush.**
- 6 Wait 15 minutes for adjustment reset and reinstall if desired.**

WARRANTY:
One Year Limited
Warranty.



LASERLYTE®
A Division of P&L Industries
101 Airpark Road - Cottonwood, AZ 86326
Phone 928-649-3201 - Fax 928-649-3970
www.LaserLyte.com